

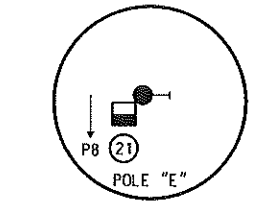
REVISIONS		
NO.	DESCRIPTION	DATE

VIDEO DETECTION NOTE:
VIDEO VEHICLE DETECTION WILL BE PROVIDED FOR THIS INTERSECTION. THE DETECTOR LOOPS SHOWN ON THE PAVEMENT ARE SHOWN ONLY TO DEPICT THE AREAS OF DETECTION FOR THE VIDEO DETECTION UNITS ALONG WITH THE PHASES THAT EACH VIDEO DETECTOR UNIT WILL CALL.

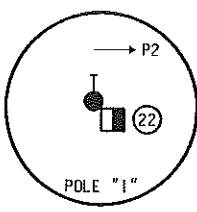
PUSH BUTTON NOTE:
THE POLE ENLARGEMENT DETAIL IS PROVIDED FOR INFORMATIONAL PURPOSES ONLY. THE PLACEMENT OF THE PEDESTRIAN PUSH BUTTONS AND SIGNAL HEADS SHALL BE INSTALLED ON THE POLES SUCH THAT THE SIGNAL HEADS ARE VISIBLE FROM THE CROSSWALK AND THE PUSH BUTTONS ARE ACCESSIBLE FROM THE ADJACENT SIDEWALK. THE HANDHOLE SHALL NOT CONFLICT WITH THE PUSH BUTTON LOCATIONS AS SHOWN.

UTILITY NOTE:
CONTRACTOR SHALL VERIFY LOCATION OF ALL UTILITIES INCLUDING DEPTH.

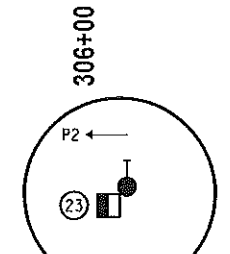
303+00



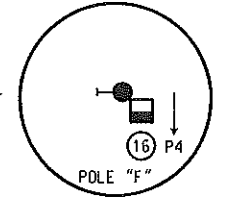
POLE "E"
STA. 304+34.9, 64.6' LT.



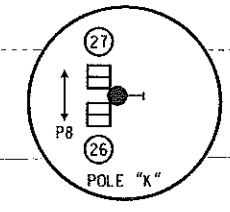
POLE "I"
STA. 304+62.8, 77.2' LT.



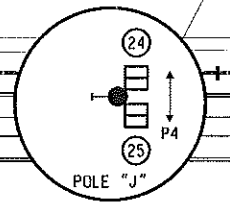
POLE "B"
STA. 305+35.6, 74.9' LT.



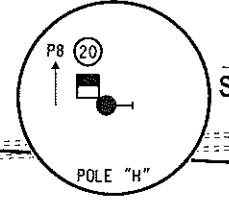
POLE "F"
STA. 305+62.2, 63.3' LT.



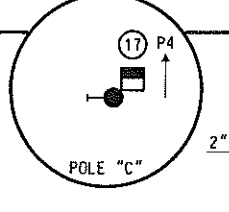
POLE "K" RELOCATED
STA. 304+37.5, 0.3' LT.



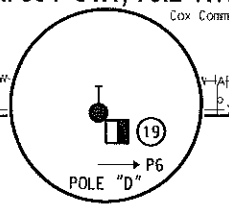
POLE "J" RELOCATED
STA. 305+64.0, 11.7' RT.



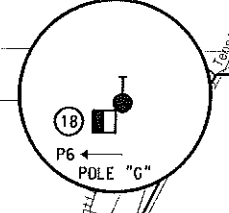
POLE "H"
STA. 304+39.0, 52.0' RT.



POLE "C"
STA. 305+68.9, 66.6' RT.



POLE "D"
STA. 304+51.1, 76.2' RT.



POLE "G"
STA. 305+56.8, 75.7' RT.

TABLE # 1 SIGNAL HEADS

SIGNAL HEAD NUMBER	NUMBER AND TYPE	MOUNTING	VISOR	BACKPLATE
1,2,5,8,11,12	6 - ONEWAY (S-9)	MAST ARM	V-1	B-2
3,6,7,9,10,13,14	7 - ONEWAY (S-6)	MAST ARM	V-1	B-2
4,15	2 - ONEWAY (S-19)R	MAST ARM	V-1	B-2
16,17,18,19,20,21,22,23	8 - ONEWAY (S-20)	CLAMP	---	---
24,25,26,27	4 - ONEWAY (S-20)	CLAMP	---	---

TABLE # 2 MAST ARMS & POLES

LOCATION	MOUNTING HT.	MAST ARMS LENGTHS	FOUNDATION
B	32'	40' T.S. & 10' LUM.	S-40
C	32'	50' T.S. & 10' LUM.	S-55
D	32'	45' T.S. & 10' LUM.	S-55
E	32'	60' T.S. & 10' LUM.	S-55*
F,G,H,I	10'	4 - PED. POLES	P-3
J,K	10' (RELOCATED)	2 - PED. POLES	P-3

TABLE # 3 ELECTRICAL CABLE

ELECTRICAL CABLE TO CONTROLLER "A" LOCATION

FROM	TO	TYPE
B-21C/5C/VC	C-21C/5C/VC/DC	D-21C/5C/VC
F-5C/5C	G-5C/5C	H-5C/5C
J-7C/5C	K-7C/5C	I-5C/5C


* INSTALL DUAL MAST ARM FOOTING.

LEGEND

- 1 1/2" ELECT. CONDUIT
- 2" ELECT. CONDUIT
- 3" ELECT. CONDUIT
- 4" ELECT. CONDUIT
- EXISTING CONDUIT
- SIZE II PULL BOX (UNLESS OTHERWISE NOTED)
- EXISTING PULL BOX
- SERVICE POLE
- CONTROLLER
- PEDESTRIAN PUSH BUTTON
- WALK AND DON'T WALK
- SIGNAL HEAD WITH BACKPLATE
- LUMINAIRE WITH MAST ARM
- OPTICAL DETECTOR
- FORWARD FACING INTERGRATED THERMAL TRAFFIC SENSOR
- STREET NAME SIGN
- MAST ARM WITH POLE
- SIGNAL HEAD NO.
- MAST ARM & POLE WITH ABOVE SYMBOLS
- DETECTOR LOOP/VIDEO DETECTION AREA



R. Wayne Russell
R. WAYNE RUSSELL, P.E. # 16030
C.A. # 1160, RENEWAL 06-30-17
DATE: 2-16-17
Traffic Engineering Consultants, Inc.
6000 S. Western, Suite 300 - Oklahoma City, OK 73139,
Ph: 405-720-7721, Fax: 405-720-9848, Web: www.tecok.com



Design	RWR	02/16/17
Drawn	SB	02/16/17



SIGNAL PLAN
S.H. 9 & 12th AVE. S.E.

02/16/17 6:00 PM Object 1-2718 27th Ave SE from SH 9 to Cedar Lane/SH 9 Station